




German Automotive Tool Innovator

GLOW PLUG DRILL KIT - M10X1.25



600 121
Small slide hammer



Remove broken glow plugs effectively and safely in 5 easy steps

1. Break the electrode by turning counter clockwise with socket;
2. Drill pitch away with special 3 fluted step drill;
3. Tap the left thread inside the remaining glowplug piece;
4. Extract the last pitches with thread tap and clean up the hole;
5. Remove remaining portion of glow plug with extractor and slide hammer.

Set comes in a metal box with a straightforward picture manual.

600 245 Glow Plug Drill kit M10x1.25